

Steps to be followed in filling online application form


1. When you fill Online Application, you should have the following necessities with you.
 - (a) Your Best Mobile Number.
 - (b) Your Best Email id.
 - (c) Soft copy of your documents pertaining to your personal details and academic records.
 - (d) Softcopy of passport size photograph, signature.
2. While Registering, please give your correct **MOBILE** number and **EMAIL** address because all the correspondence from Admission Authority will be made to Mobile and Email.
3. Fill in the required information and click on Register.



The image shows a screenshot of the YMCA University of Science & Technology, Faridabad website. The header includes the university's name and accreditation details. The main content area features a photograph of three men in suits and a registration form titled "Admissions 2017-18". The form has two tabs: "Register" (selected) and "Already Registered? Login". The registration form contains the following fields:

- Your Name *
- Your Email *
- Your Mobile *
- Any Password of Your Choice *
- Enter Captcha * (with a CAPTCHA image showing "d43d06")
- A checkbox for "I agree to receive information regarding my submitted application by signing up on YMCA University of Science & Technology"
- A green "REGISTER" button

4. You will receive an email containing an activation link on your email id which you have registered, You will have to click on that link to start filling your admission form.




Dear Vikas Verma

Thank you for registering at YMCA University of Science & Technology.
To validate your email address, you MUST click the link below.
<https://admission.nopaperforms.com/ymca-university-of-science-technology/verify/YToyOntzOjE0OjJ1c2VvX3VuaXF1ZV9pZCI7czoZmM5LWVfMmYtMmQ1ZW5lbnR1Zj0iY6lnNvdXJiZSI7czo1OjJlbWFpbCI7fQ==>
If clicking the link doesn't work, you can copy and paste the link into your browser's address window, or retype it there.

For any query click on the below link.
<https://admission.nopaperforms.com/ymca-university-of-science-technology>

Thanks
Admissions Office

5. After activation of the application link, you will receive user ID and password on your registered email ID, please store it for future reference.



Dear Vikas Verma

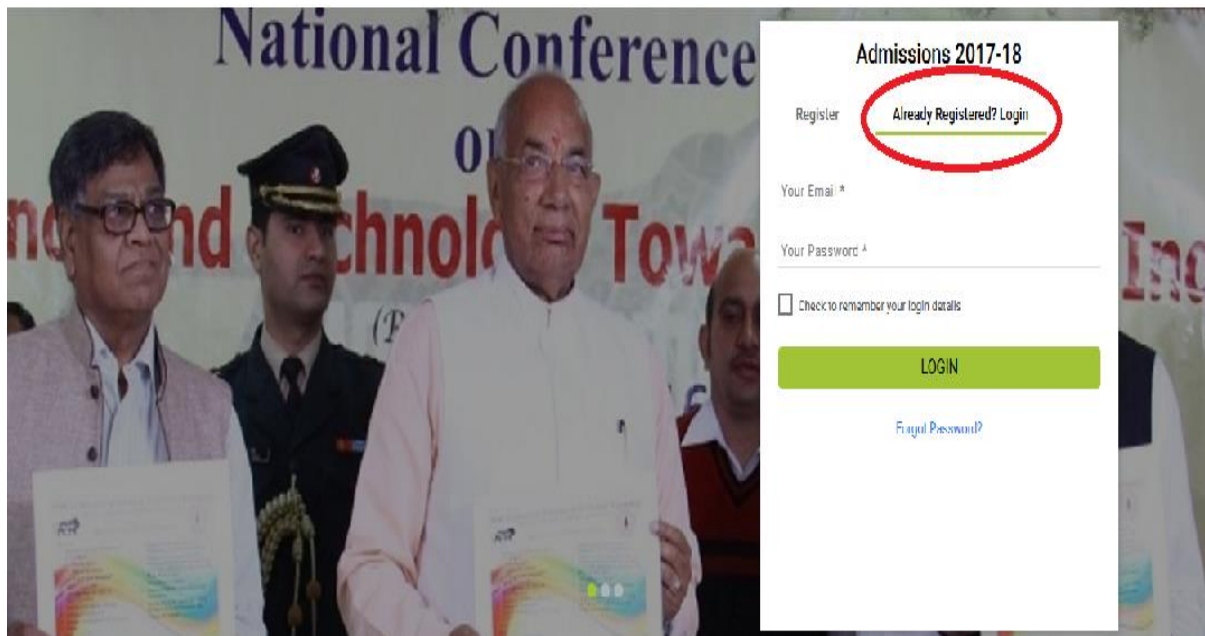
Thank you for applying/verifying at YMCA University of Science & Technology
You may now login by clicking the link below.
<https://admission.nopaperforms.com/ymca-university-of-science-technology>
If clicking the link doesn't work, you can copy and paste the link into your browser's address window, or retype it there.

Email - Vikas@abc.com
Password - 123

For any query click on the below link.
<https://admission.nopaperforms.com/ymca-university-of-science-technology>

Thanks
Admissions Office

6. Click on **Already Registered** button and fill in your registered email id and password to login.



7. Fill in your particulars Like Course Preference (if any), Personal Details, Parents Details, Address Details, Educational Details etc.

Step 1 of 7

Select Course Preference

Select Course *

Electrical Engineering

Personal Details

Title *	First Name *	Middle Name	Last Name
Mr	H	K	SINGH

Landline Phone Number	E-mail ID *	Mobile Number *
011266772443	HKSINGH@GMAIL.COM	9898989898

Do not put character like + or -

Category *	Religion	Gender *
AIC	Hindu	Male

(SC/ST/BC/PH of only Haryana domicile are eligible)

Date Of Birth *	Age As On 01 September 2017	Marital Status
31/01/1984	33 YEARS, 7 MONTHS	Unmarried

8. Upload the soft/scanned copy of your photograph, signature, relevant documents in jpg/jpeg format and click on **NEXT**.

100% Complete





Step 5 of 7

<p>Upload Your Recent Passport Size Photograph *</p> <p><input type="button" value="Browse..."/> No files selected.</p> <p>Max Upload Limit 2 MB</p> <p>1 File(s) Uploaded ▾</p>	<p>Upload Your Signature</p> <p><input type="button" value="Browse..."/> No files selected.</p> <p>Max Upload Limit 2 MB</p> <p>1 File(s) Uploaded ▾</p>
<p>Upload Attested 10th Marksheet *</p> <p><input type="button" value="Browse..."/> No files selected.</p> <p>Max Upload Limit 2 MB</p> <p>1 File(s) Uploaded ▾</p>	<p>Upload Attested 12th Marksheet</p> <p><input type="button" value="Browse..."/> No files selected.</p> <p>Max Upload Limit 2 MB</p> <p>1 File(s) Uploaded ▾</p>
<p>Upload Attested Graduation Marksheet For All Semester</p> <p><input type="button" value="Browse..."/> No files selected.</p> <p>Max Upload Limit 5 MB</p>	<p>Upload Attested Caste Certificate</p> <p><input type="button" value="Browse..."/> No files selected.</p> <p>Max Upload Limit 2 MB</p>
<p>Upload No Objection Certificate</p> <p><input type="button" value="Browse..."/> No files selected.</p> <p>Max Upload Limit 2 MB</p>	<p>Upload Character Certificate From Head Of Institution Last Attended</p> <p><input type="button" value="Browse..."/> No files selected.</p> <p>Max Upload Limit 2 MB</p>

9. Click on continue to make the payment.

100% Complete

Step 7 of 7

<     >

Educational Details Upload Documents Declaration Payment

<p><input checked="" type="radio"/> Online</p>		
<p>Name</p> <input type="text" value="H K SINGH"/>	<p>Email Id</p> <input type="text" value="HKSINGH@GMAIL.COM"/>	<p>Mobile No.</p> <input type="text" value="9898989898"/>
<p>Amount</p> <input type="text" value="₹ 1060"/>		
<input type="button" value="BACK"/>		<input type="button" value="Continue"/>

10. Select your payment method i.e. Credit Card, Debit Card, Net Banking, Wallets etc and make the payment of application fees.

English

Payment Information

- Credit Card >
- Debit Cards
- Net Banking
- Cash Card
- Mobile Payments
- Wallet
- UPI

Card Number



INR 1060.00 (Total Amount Payable)

[Make Payment](#) [Cancel](#)

ORDER DETAILS

Order #: 131_698_1541373_1_1392775

Order Amount 1060.00

Total Amount INR 1060.00



Checkout login for registered users only.

[Forgot Password?](#)

[Login](#)